SPECIFICATIONS:

Model	unit	SVX-160-F
Control		
Fanuc		Model 31i-B5
Screen Size	inch	10.4" LCD
Travel		
X Axis Travel	inch (mm)	25..19" (640)
Y Axis Travel	inch (mm)	16.92"(430)
Z Axis Travel	inch (mm)	24.4" (620)
Spindle Nose to Trunnion Table	inch (mm)	18.7" (475)
Spindle Center to Column	inch (mm)	19.23" (488.5)
Guideway Design		Roller Linear Guideway (Heavy Duty)
Guideway Width	inch (mm)	X / Y / Z:1.10" (28) / 1.10" (28) / 1.34" (34)
Ballscrew Diameter	inch (mm)	1.34" (34)
Table		
A Axes	Degree	+20°~ -120°
A Axes Diameter	inch (mm)	12.20" (310)
C Axes	Degree	360°
C Axes Diameter	inch (mm)	6.30" (160)
Max. Work Piece Weight	lb (kg)	132.28 (60)
Spindle		
Speed	rpm	12000
Taper (w/o CTS)		CAT 40 Big Plus
Type		Direct coupling
Feed rate		
Rapid Traverse X Axis	ipm (mm/min)	1417" (36000) α12i / 4000 3kw
Rapid Traverse Y Axis	ipm (mm/min)	1417" (36000) α12i / 4000 3kw
Rapid Traverse Z Axis	ipm (mm/min)	1417" (36000) α22i B / 3000 4kw
Cutting Feed Rate	ipm (mm/min)	0.04"~393.70" (1~10,000)
Motor		
Spindle Motor	hp (kw)	10/15 HP (7.5/11 kw)
A Axis (Rotary Table)	rpm	α8i / 3000 1.6kw
C Axis (Rotary Table)	rpm	α4i /4000 1.4kw
Automatic tool changer		
ATC Type		Arm-type
Magazine Capacity		24
Method of Tool Selection		Random
Max. Tool Diameter	inch (mm)	2.95" (75)
Without Adjacent Tool	inch (mm)	5.91" (150)
Max. Tool Length	inch (mm)	11.81" (300)
Max. Tool Weight	lb (kg)	15.43 (7)
Air blast when making tool change		Yes
Pull Stud / Retention Knob Type		CAT 40 45-A
Accuracy		
X / Y / Z Axes Position Accuracy	±inch (mm)	±0.0002 (±0.005)
X / Y / Z Axes Repeatability Accuracy	±inch (mm)	±0.00016 (±0.004)
A / C Axes Position Accuracy	sec	±5
A / C Axes Repeatability	sec	±3
Machine size		
Width (w/o Chip Conveyor)	inch (mm)	78.74" (2000)
Depth (w/o Chip Conveyor)	inch (mm)	98.70" (2507)
Height	inch (mm)	115.59" (2936)
Weight	lb (kg)	8377.57" (3800)
Door Opening	inch (mm)	28.35" (720)
Coolant system		
Number of Flood Coolant Nozzles		2
Coolant Tank Capacity	gal(L)	42 (160)
Chip pan		Standard
Air Blower Nozzle (for Cutting Dry)		1
Power requirements		
Electrical	Voltage/ Hz	220V 3Phase/20KVA/60Hz
Air		6CFM@88psi

* Power Foundation and environmental controls are required.
**Specification is subject to change without further notice.

SHARP
PRECISION MACHINE TOOLS

Sharp Industries, Inc.
3501 Challenger Street Torrance, CA 90503
Tel: 310-370-5990 Fax: 310-542-6162
Email: info@sharp-industries.com
Website: www.sharp-industries.com

Parts: parts@sharp-industries.com
Sales: sales@sharp-industries.com
Support: support@sharp-industries.com

2018.09.3000

SHARP

PRECISION MACHINE TOOLS

SVX-160-F

5-axes Simultaneous Vertical Machining Center Cross-roller Type Linear Ways

High Rigidity, High Precision, Zero Backlash Trunnion Table

- Trunnion table designed with Roller Cam Bearing components, offers Zero Backlash movements and superior wear resistance.



SVX-160F

Standard Features

- Cross-roller Type Linear Ways on 3 axes
- 24 Tool Arm-type ATC
- Rapid traverse rates - 1417 ipm (36 M/min)
- BIG PLUS dual contact spindle system
- 12,000 rpm direct drive spindle
- CAT 40 spindle taper
- Fanuc 31i-B5 with 10.4" color LCD
- Rigid tapping
- USB Port, embedded ethernet
- RS232 interface
- Spindle with oil chiller
- Tool setting probe
- Air Gun/ Coolant Gun
- 70 Bar CTS prepped

High Precision Spindle

- The rigid spindle is mounted on two matched pairs of high precision (ABEC 7) angular contact bearings and one ball bearing at the rear. These angular contact bearings are able to withstand both axial and radial loads.

Tool Setting Probe is Standard Accessory

Roller Cam Bearing components used in Trunnion Table

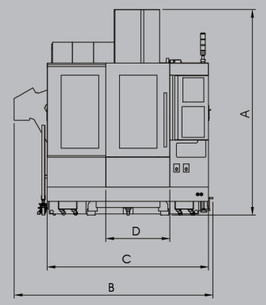

A	115.59" (2936mm)
B	97.00" (2464mm)
C	78.74" (2000mm)
D	28.34" (720mm) door open

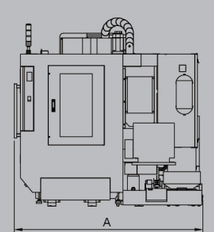

A	100.67" (2557mm)

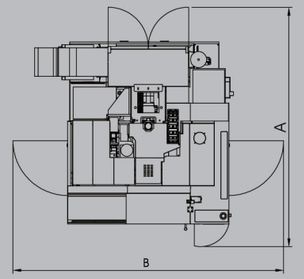
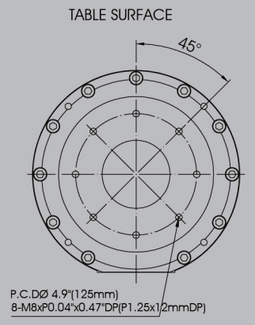
A	125.00" (3175mm)
B	132.05" (3354mm)